

Performance Analysis of Pongamia (Karanj Oil) as Fuel in Diesel Engine

¹V. Srinivasan, ²G. Loganathan, ²M. Francis Luther King and ²G. Kumar

¹Assistant Professor, Department of Mechanical Engineering,
Bharath University, Chennai - 73, India

²Assistant Professor, Department of Mechanical Engineering,
Aksheyaa College of Engineering, Puludivakkam, Kancheepuram District,
Tamilnadu-603 314, India

Abstract: The experimental outcomes on a diesel engine with numerous emission performances of fuels primarily based on pongamia pinnata oil as compared with diesel gasoline. Fuels utilized in experimental research have been combinations of pongamia pinnata methyl ester and diesel in exclusive proportions: 80% diesel - 20% PPME, 60% diesel-40% PPME, 40% diesel - 60% PPME, 20% diesel gas- 80% PPME, 100% PPME and 100% diesel as (reference). The project had focused on the use of fuels derived from pongamia pinnata oil on the prevailing kirloskar AV1 engines. Fuel related properties were reviewed and as compared with the ones of traditional diesel fuel. The effect of use of biofuel on engine emissions from biodiesel and diesel fuels were as compared, paying unique interest to the maximum enormous emissions which include Hydro carbons, carbon monoxide, nitric oxides and particulates be counted.

Key words: Karanj Oil • Bio diesel • Diesel engine

INTRODUCTION

I.C engines are devices that produce work from the products of combustion because the operating fluid rather than as a warmth switch medium. To supply work, the combustion is done that produces high pressure products that may be accelerated via a piston. This result in the formation of pollution [1-5].

There are three types of I.C engines were in use (1) the spark ignition engine, which is used mostly in vehicles; (2) the diesel engine, which is used in huge cars and business systems (3) the gas turbine, that is used in aircraft because of its high power/weight ratio and is also used for stationary power technology [6-9].

All these engines were an important source of atmospheric pollutants. Vehicles were fundamental sources of CO, unburned HC and NOx. Likely more than any other combustion devices, the layout of vehicle had been guided by way of the requirements to reduce pollution. At the same time as extensive development has been made in emission discount, vehicles remain essential sources of air pollution. Diesel engines are notorious for the black smoke they emit. Gas turbine emits soot

additionally. These systems also emit unburned hydrocarbons, carbon monoxide and nitrogen oxides in huge portions [10-14].

Bio Diesel: Bio fuel is the call for a ramification of ester-based oxygenated fuels derived from natural, renewable organic sources consisting of vegetable oil [15].

Bio diesel is

- ▶ Replacement fuel in diesel engine.
- ▶ Alternative fuel for diesel engine.

Source of Bio Diesel

Edible Plants: Soybean oil, cotton seeds oil, sunflower oil.

Non Edible Plants: Jatropha curcas, Karanj (Pongamia pinnata), Sal, Neem tree

- Animal Fats.
- Recycled Cooking Grease.

Molecular Structure of Bio Diesel: Fat and oils have the atomic structure demonstrated. It comprising of three unsaturated fats affixes joined to a glycerol body and

bringing about the supposed triglyceride of unsaturated fats. The immersed or unsaturated hydrocarbon chains R1, R2 or R3 in addition to the carboxylic gathering COO make the entire structure out of every unsaturated fatty acid [16-21].

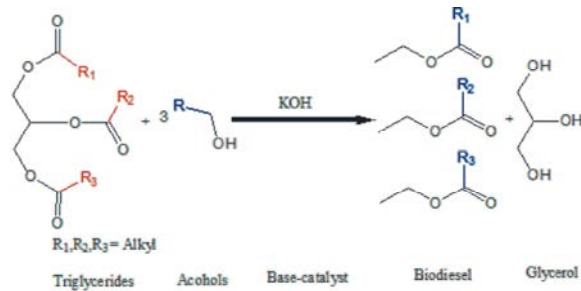
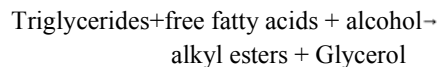


Fig. 1: Structure of Bio Diesel

Production of Bio Diesel: Vegetable oils are chemically complicated esters of fatty acids. These are the fat obviously present in oil seeds and referred to as triglycerides of fatty acids. The molecular weight of those tri-glycerides is about 800 kg/m³ or higher. Because of their heavy molecular weight those fats have more viscosity causing primary problems of their use as fuels in CI engines [22-25].

Transesterification: The fatty acid triglycerides themselves are esters of fatty acids and the chemical splitting up of the heavy molecules, giving rise to simpler esters, is referred to as Transesterification. The triglycerides are reacted with a appropriate alcohol (Methyl, Ethyl, or others) in the presence of a catalyst under a controlled temperature for a given length of time. The very last products are alkyl esters and glycerin. The Alkyl esters, having favorable properties as fuels for use in CI engines, are the principle product and the glycerin, is a spinoff.

Reaction:



Properties of Bio Diesel

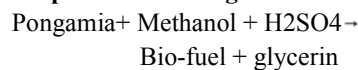
S.No	Fuel Properties	Diesel	Bio Diesel
1.	Fuel standard	ASTM D 975	ASTM D 6751
2.	Kinematic viscosity at 40°C	1.3-4.1	1.9-6.0
3.	Density at 15°C (kg/m ³)	848	878
4.	Boiling point °C	188 to 343	182 to 338
5.	Flash point °C	60 to 80	100 to 170
6.	Cloud point °C	-15 to 5	-3 to 2
7.	Pour point °C	-35 to -15	-15 to 16

Pongamia Pinnata (Karanja) Oil as Bio Fuel: Renewable powers made by the estrification of vegetable oils can be utilized as a substitute for or as an added substance to mineral diesel powers. Such powers are named as biodiesel. Bio diesel is obtained by changing unsaturated fat into mono-alkyl esters by transesterification. Esters got from karanja oil and methyl liquor have acronym as PME (pongamia pinnata oil Methyl Ester). PME (Biodiesel) and its mixes with petroleum based diesel fuel can be utilized as a part of diesel engine with no huge changes to the engines.

The upsides of biodiesel (PME) over petroleum diesel fuel are enhanced lubricity, a higher blaze point, lower lethality and bio degradability. Since biodiesel is oxygenated, burning is more finished and delivers less hurtful discharge and poisons (particulate matter, hydrocarbons, carbon monoxide).

It grows about 16 to 18 meter in height with a huge cover which spreads equally huge. The leaves were gentle in early hot season and mature to a sleek, deep green as the season passes. Flowering starts after 4 to 5 years. Cropping of nuts and a single almond sized seeds occur by 4 to 6 years and yield around 9 to 90 kg of seed. The yield per hectare is about 900 to 9000 kg. As according to statistics this oil yield about 135000 million tones per year and just 6% is being utilized. The thick lateral and long faucet roots make it suitable to live in drought condition.

Preparation of Pongamia



Step 1:

Methanol = 200ml + H2SO4 = 20ml Titrating in 1000ml conical flask.

Step 2:

Pongamia pinnata oil= 500ml, reacting with mixture of H2SO4 and methanol. Keep the conical flask in Shaker for 1hrs with maintaining 45°C.

Step 3:

After the shaking the sedimentation process is done by separating funnel.

Experimental Setup: The prevailing examine changed into carried out to analyse the performance and emission characteristics of Pongamia methyl esters in a stationarisingle cylinder diesel engine and to compare it with diesel fuel.

- KIRLOSKER AV-1 TYPE ENGINE
- DYNAMOMETER
- ELECTRICAL LOADING DEVICE
- FUEL TANK
- NDIR HORIBA ANALYZER

S.N	Fuel	Relative density	Kinematic viscosity (cst)	Calorific value (MJ/kg)	Flash point (°C)
1	Karanja oil	0.912	27.84	34.00	205
2	B100	0.876	9.60	36.12	187
3	B20	0.848	3.39	38.28	79
4	B40	0.856	4.63	37.85	81
5	B60	0.864	5.42	37.25	84
6	B80	0.869	6.56	36.47	92
7	Diesel	0.846	2.60	42.21	52

Performance and Results: After completion of bio fuel preparation the fuel will taken into various physical and chemical test, like lower heating volume(MJ/Kg), kinematic viscosity, Relative Density, Flash point(°C) has been tested. Fuels used in experiment were mixtures of pongamiapinnata (karanja oil) methyl ester and diesel in different proportions:

- Diesel (0% Bio fuel)
- B20 (20% Bio fuel : 80% Diesel)
- B40 (40% Bio fuel : 60% Diesel)
- B60 (60% Bio fuel : 40% Diesel)
- B80 (80% Bio fuel : 20% Diesel)
- B100(100% Bio fuel : 0% Diesel)

Properties of Karanja Oil and Various Blends

Emission Results

FUEL: DIESELSPEED: 1500 rpm
ROOM TEMPERATURE: 35°C

% of load	Calc. load Nm	EGT °C	CO % by vol	HC PPM	NO _x PPM
0		118	0.08	96	323
20	4.71	196	0.06	99	727
40	9.42	210	0.06	100	1350
60	14.13	230	0.04	104	2348
80	18.84	245	0.04	112	3063
100	23.55	256	0.01	133	3678

FUEL: 20% BIO FUEL: 1500 rpm
ROOM TEMPERATURE: 35°C

% of load	Calc. load Nm	EGT °C	CO % by vol	HC PPM	NO _x PPM
0		176	0.07	114	186
20	4.71	0.08	111	210	0.07
40	9.42	106	226	0.06	105
60	14.13	230	0.05	109	235
80	18.84	0.08	123	529	762

FUEL: 40%: 1500 rpm
ROOM TEMPERATURE: 35°C

% of load	Calc. load Nm	EGT °C	CO % by vol	HC PPM	NO _x PPM
0		118	0.09	111	526
20	4.71	121	0.1	103	686
40	9.42	123	0.08	98	1354
60	14.13	138	0.06	97	2238
80	18.84	160	0.06	102	3035
100	23.55	191	0.12	120	3694

FUEL:60%: 1500 rpm
ROOM TEMPERATURE: 35°C

% of load	Calc. load Nm	EGT °C	CO % by vol	HC PPM	NO _x PPM
0		145	0.1	105	573
20	4.71	127	0.11	98	717
40	9.42	122	0.09	92	1308
60	14.13	137	0.06	91	2328
80	18.84	157	0.07	97	3093
100	23.55	165	0.18	115	3499

FUEL: 80%: 1500 rpm
ROOM TEMPERATURE: 35°C

% of load	Calc. load Nm	EGT °C	CO % by vol	HC PPM	NO _x PPM
0		134	0.11	98	524
20	4.71	124	0.11	91	636
40	9.42	124	0.09	87	1134
60	14.13	136	0.07	85	2224
80	18.84	154	0.08	91	2794
100	23.55	176	0.19	107	3304

FUEL: 100%: 1500 rpm
ROOM TEMPERATURE: 35°C

% of load	Calc. load Nm	EGT °C	CO % by vol	HC PPM	NO _x PPM
0		135	0.12	88	465
20	4.71	121	0.13	84	530
40	9.42	123	0.1	79	918
60	14.13	139	0.09	79	1696
80	18.84	152	0.09	82	2413
100	23.55	182	0.18	98	2969

CONCLUSION

Through this experimental investigation a comparison with various emission of bio-fuel and its blends with diesel (reference fuel) was done successfully. It is a renewable fuel. It has less emission like EGT, CO, HC, NOx, B20, B40 and has better efficiency than diesel.

REFERENCES

1. Ramadhas A.S., S. Jayaraj and C. Muraleedharan., 2004. Use of vegetable oils as I.C. engine Fuels – A review, *Renewable Energy*, 29: 727-742.
2. Mahalakshmi, N.V., 2009. A study of the performance, emission and combustion. Characteristics of a compression ignition engine using methyl ester of paradise oil–eucalyptus oil blends, *Applied Energy*.
3. Prem Jeya Kumar, M., K. Gopalakrishnan, V. Srinivasan, R. Anbazhagan and J. Sundeep Aanan, 2013. PC modeling and simulation of car suspension system, *Indian Journal of Science and Technology*, 6(5): 4629-4632.
4. Meenakshi, C.M., A. Kumar, A. Priyadarshi, D.K. Dash and H. Krishna, 2012. Analysis of spur gear using finite element analysis, *Middle - East Journal of Scientific Research*, 12(12): 1672-1674.
5. Sachithanandam, P., T.P. Meikandaan and T. Srividya, 2014. Steel framed multi storey residential building analysis and design, *International Journal of Applied Engineering Research*, 9(22): 5527-5529.
6. Roberto G. Pereira, Cesar D. Oliveira, Jorge L. Oliveira, Paulo Cesar P. Oliveira, Carlos E. Fellows and Oscar E. Piamba., 2007. Exhaust emissions and electric energy generation in a stationary engine using blends of diesel and soybean biodiesel, *Renewable Energy*.
7. Albuquerque, M.C.G., Y.L. Machado, A.E.B. Torres, D.C.S. Azevedo, C.L. Cavalcante, L.R. Firmiano and E.J.S. Parente, 2009. Technical Note-Properties of biodiesel oils formulated using different biomass sources and their blends, *Renewable Energy*.
8. Jaleel, I., P. Saikumar and P.R. Devak, 2013. Effect of Hb% on cognitive skills in UG medical students, *Journal of Clinical and Diagnostic Research*, 7(7): 1325-1327.
9. Hanirex, D.K. and K.P. Kaliyamurthie, 2014. Mining frequent item sets using genetic algorithm, *Middle - East Journal of Scientific Research*, 19(6): 807-810.
10. Jeyanthi Rebecca, L., S. Sharmila, M.P. Das and C. Seshiah, 2014. Extraction and purification of carotenoids from vegetables, *Journal of Chemical and Pharmaceutical Research*, 6(4): 594-598.
11. Narayan C.M., 2002. Vegetable oil as engine fuels-prospect and retrospect, *Proceedings on Recent Trends in Automotive Fuels*, Nagpur, India.
12. Knothe Gerhard, Robert O. Dunn and Marvin O. Bagby, XXXX. Biodiesel: the use of Vegetable Oils and their Derivatives as alternative Diesel fuels, *Oil Chemical Research, National Center for Agricultural Utilization Research, Agricultural Research Service, U.S. Department of Agriculture, Peoria*.
13. Sharmila, S. and L. Jeyanthi Rebecca, 2012. GC-MS Analysis of esters of fatty acid present in biodiesel produced from *Cladophora vagabunda*, *Journal of Chemical and Pharmaceutical Research*, 4(11): 4883-4887.
14. Anbuselvi, S. and J. Rebecca, 2009. A comparative study on the biodegradation of coir waste by three different species of Marine cyanobacteria, *Journal of Applied Sciences Research*, 5(12): 2369-2374.
15. Arunachalam, A.R., 2014. Bringing out the effective learning process by analyzing of E-learning methodologies, *Indian Journal of Science and Technology*, 7: 41-43.
16. Tribbett Eric, Ed Froehlich and LexBayer, 1996. Effects of Ignition Timing, Equivalence Ratio and Compression Ratio on RDH Engine Performance, Ganeshan V. Computer Simulation of Internal-Combustion Engine Processes. Universities Press (India) Limited.
17. Ganesan, V, 2008. *Advanced I.C. Engines 3rd*, McGraw- Hill: 2008 H. Raheman, S.V. Ghadge, Performance of diesel engine with biodiesel at varying compression ratio and ignition timing, *Fuel* pp: 87.
18. Heywood, J.B., 2006. *Internal combustion engine fundamentals*. McGraw-Hill; 1988. Hiyoshi, R., Aoyama, S., S.Takemura and K. Ushijima, A Study of a Multiple-link Variable Compression Ratio System for Improving Engine Performance, SAE Technical Paper.
19. Ishikawa, S., M. Kadota, K. Yoshida and K. Takahashi, 2009. Advanced Design of Variable Compression Ratio Engine with Dual Piston Mechanism, *SAE Int. J. Engines*

20. Selva Kumar, S., M. Ram Krishna Rao, R. Deepak Kumar, S. Panwar and C.S. Prasad, 2013. Biocontrol by plant growth promoting rhizobacteria against black scurf and stem canker disease of potato caused by *Rhizoctonia solani*, *Archives of Phytopathology and Plant Protection*, 46(4): 487-502.
21. Sharmila, S., L.J. Rebecca and M. Saduzzaman, 2013. Effect of plant extracts on the treatment of paint industry effluent, *International Journal of Pharma and Bio Sciences*, 4(3): 678-686.
22. Rebecca Jeyanthi, L., V. Dhanalakshmi and S. Sharmila, 2012. Effect of the extract of *Ulva* sp on pathogenic microorganisms, *Journal of Chemical and Pharmaceutical Research*, 4(11): 4875-4878.
23. Sharmila, S. and J. Jeyanthi Rebecca, 2014. A comparative study on the degradation of leather industry effluent by Marine algae, *International Journal of Pharmaceutical Sciences Review and Research*, 25(2): 46-50.
24. Anbuselvi, V.S., XXXX. Isolation and characterization of polythene degrading bacteria from polythene dumped garbage, *International Journal of Pharmaceutical Sciences Review and Research*, 25(2): 205-206.
25. Sharmila, S., L. Rebecca Jeyanthi and M. Saduzzaman, 2013. Biodegradation of tannery effluent using *Prosopis juliflora*, *International Journal of ChemTech Research*, 5(5): 2186-2192.